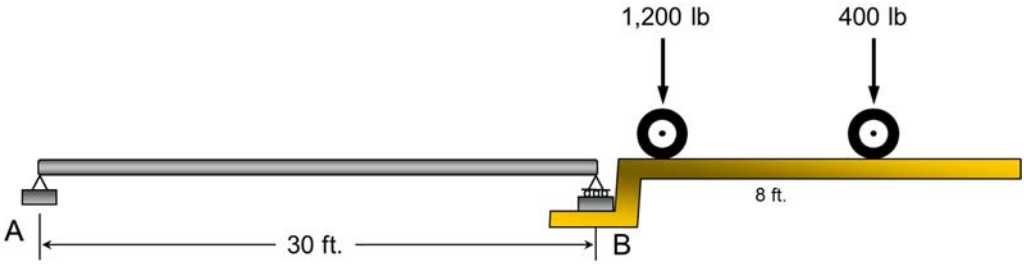
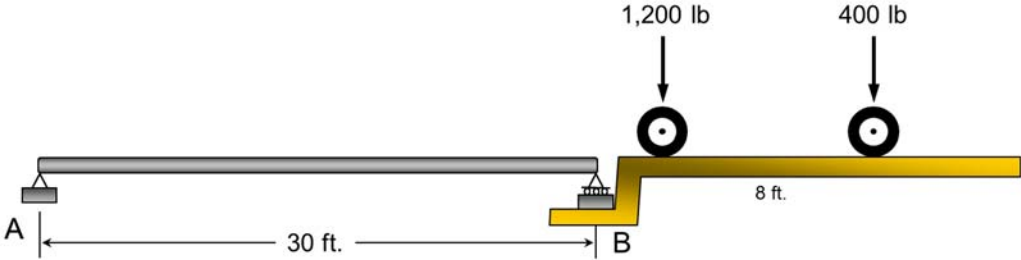


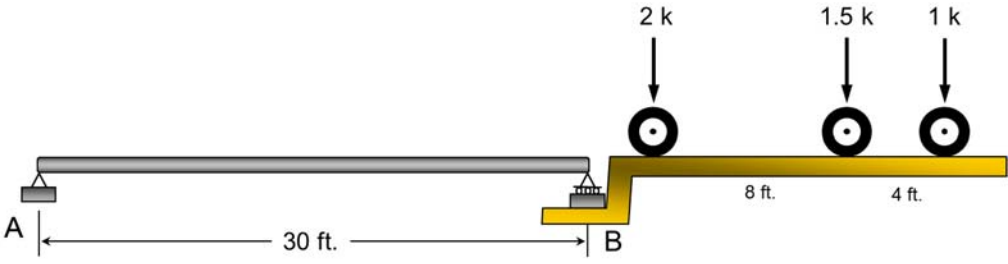
Example 6d-1: Determine the absolute maximum moment in beam below due to the wheel loads of a moving truck. The truck travels from right to left.



Example 6d-1: Determine the absolute maximum moment in beam below due to the wheel loads of a moving truck. The truck travels from right to left.



Example 6d-2: Determine the absolute maximum moment in beam below due to the wheel loads of a moving truck. The truck travels from right to left.



Example 6d-2: Determine the absolute maximum moment in beam below due to the wheel loads of a moving truck. The truck travels from right to left.

